




















Module Title:	An Introduction to The Child-Centered Classroom		
Module Level and Target Audience:	Introductory. The module is suitable for teachers in primary or secondary education who are interested in reflecting and developing student-centered approaches in their classrooms.		
Module Field:	Exploring the Classroom,		
CPD Learning Hours:	10	3 hours face-to-face introduction and workshop (February) 2 hours online follow-up material (MEBNET:) 1 hour lesson planning 1 hour teaching 1 hour evaluation of class and reflection. 2 hours face-to-face workshop (March)	
Location:	Face to face workshops can be delivered in regions		
Trainers:	<i>To be Announced</i>		
Language:	English / Turkish		
Groups	4 groups (10 in each group, with social distancing required in face-to-face sessions)		
Description:	This module is for teachers who would like to know more child-centred learning is. The module explores how teachers <i>can help children be more involved in the what, why, and how of their own learning.</i>		
Key Terms:	Child-centred Teaching	Groupwork	Learner Talk
Key Outcomes:	By the end of the Module, participants will have: <ul style="list-style-type: none"> ○ Shown that they can briefly define what child-centered education involves. ○ Used classroom materials in the planning of a child-centered lesson. ○ Taught a child-centered lesson that demonstrates, for example: Learner choice in what to do and how to do it; Students working in groups on different tasks; Groups sharing their work with others; Increasing learner talk and decreasing teacher talk; Any other aspect of a child-centered approach. ○ Written a brief evaluation of the lesson in terms of child-centredness and what the students – and the teacher - learned from the lesson. 		
Tasks (to be submitted to MEBNET).	i) Lesson Plan ii) Lesson Evaluation iii) Reflection on Learning and Module		
Readings and Resources:	See the MEBNET MOODLE at: https://egitim.mebnet.net/course/view.php?id=22496		
Breakdown of Participant Activity:	Hour 1-3	Workshop	<ul style="list-style-type: none"> ○ Participants share definitions and understandings of child-centered education, and describe some child-centered activities. ○ They prepare a mini-project that combines 21st century skills in a child-centered format.
	Hours 4-6	Individual	<ul style="list-style-type: none"> ○ They review the Powerpoint and linked readings. ○ They select materials and design a lesson with a child-centered approach and activities.
	Hour 7	Classroom	<ul style="list-style-type: none"> ○ They use their plan to teaching a class at their school
	Hour 8	Individual	<ul style="list-style-type: none"> ○ They reflect on the Class using available evidence (e.g. observer notes, student work, recordings).
	Hours 9-10	Workshop	<ul style="list-style-type: none"> ○ They evaluate the Module, sharing their learning experiences and future targets.

MATERIALS

An Introduction to Child-Centered Learning

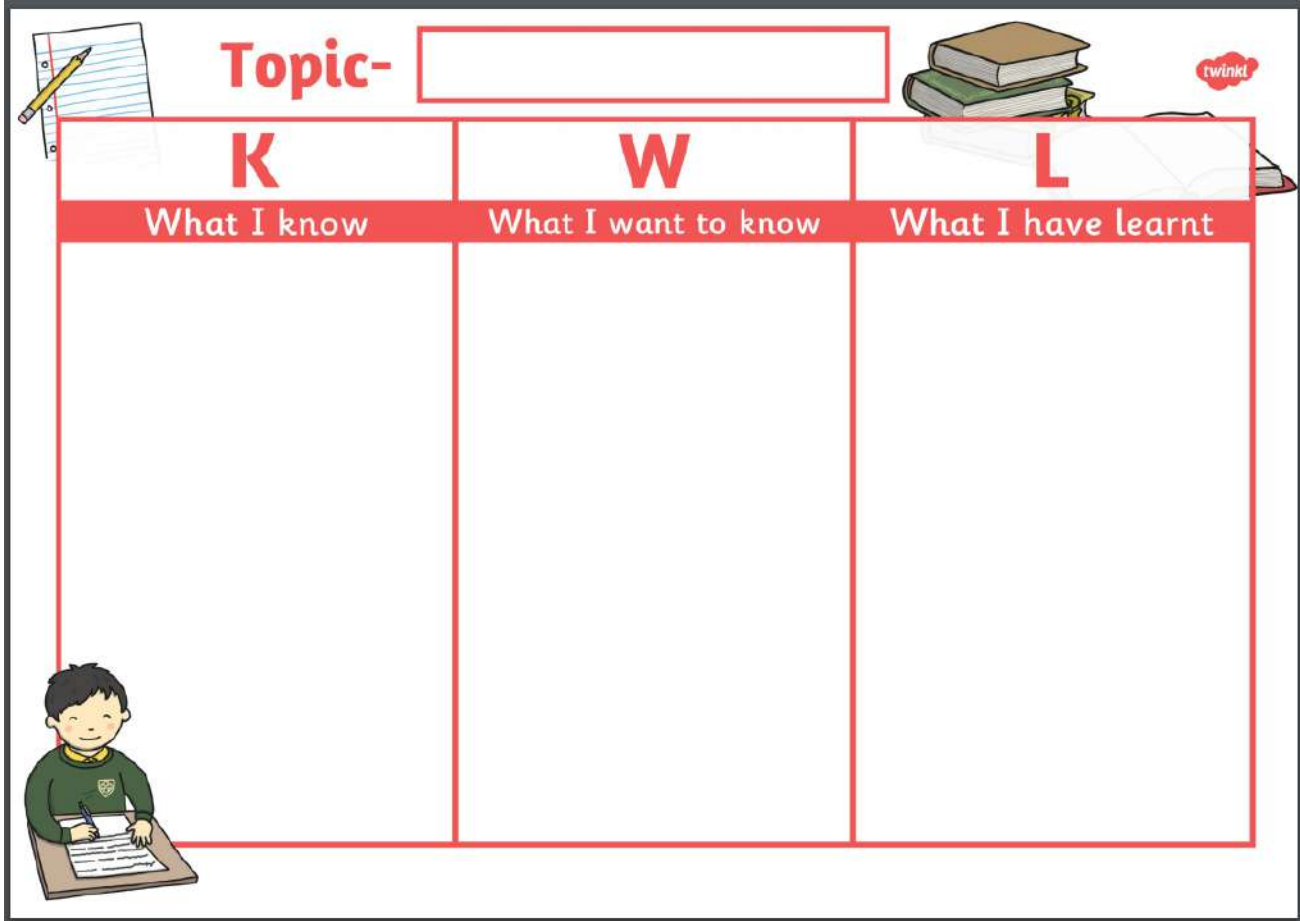
These visuals provide a summary of the workshop. They will also help with sheets for child-centered lesson planning. If you follow the links, you can visit the original sites and translate into Turkish.

CHILD CENTERED LEARNING A SUMMARY

<p>Characteristics of Child-Centred Education</p> <ul style="list-style-type: none"> Freedom Self-activities Process of spontaneous development Development of interest and needs Education-based on experience 																																
<p>https://www.jayantasmaths.com/2020/10/concept-of-child-centered-education.html</p>																																
<p>Which Classroom Do You Have?</p> <table border="0"> <tr> <td style="background-color: #4a90e2; color: white; padding: 5px;">Teacher-Centered</td> <td style="padding: 5px;">Plan Topics</td> <td style="color: red; font-size: 24px;">➔</td> <td style="background-color: #27ae60; color: white; padding: 5px;">Student-Driven</td> <td style="padding: 5px;">Partners in planning</td> </tr> <tr> <td></td> <td style="padding: 5px;">Write Lesson Plans</td> <td style="color: red; font-size: 24px;">➔</td> <td></td> <td style="padding: 5px;">Choice of depth & scope of topics</td> </tr> <tr> <td></td> <td style="padding: 5px;">Deliver content</td> <td style="color: red; font-size: 24px;">➔</td> <td></td> <td style="padding: 5px;">Choice of how they will learn</td> </tr> <tr> <td></td> <td style="padding: 5px;">Assign activities</td> <td style="color: red; font-size: 24px;">➔</td> <td></td> <td style="padding: 5px;">Take responsibility to learn</td> </tr> <tr> <td></td> <td style="padding: 5px;">Assess students</td> <td style="color: red; font-size: 24px;">➔</td> <td></td> <td style="padding: 5px;">Self/Peer Assessment</td> </tr> </table>	Teacher-Centered	Plan Topics	➔	Student-Driven	Partners in planning		Write Lesson Plans	➔		Choice of depth & scope of topics		Deliver content	➔		Choice of how they will learn		Assign activities	➔		Take responsibility to learn		Assess students	➔		Self/Peer Assessment	<table border="1"> <tr> <td align="center"> Active Learning</td> <td align="center"> Collaborative Learning</td> <td align="center"> Differentiation</td> </tr> <tr> <td align="center"> Social-Emotional Learning</td> <td align="center"> Student Voice</td> <td align="center"> Technology Integration</td> </tr> </table>	 Active Learning	 Collaborative Learning	 Differentiation	 Social-Emotional Learning	 Student Voice	 Technology Integration
Teacher-Centered	Plan Topics	➔	Student-Driven	Partners in planning																												
	Write Lesson Plans	➔		Choice of depth & scope of topics																												
	Deliver content	➔		Choice of how they will learn																												
	Assign activities	➔		Take responsibility to learn																												
	Assess students	➔		Self/Peer Assessment																												
 Active Learning	 Collaborative Learning	 Differentiation																														
 Social-Emotional Learning	 Student Voice	 Technology Integration																														
<p>https://www.creativechinese.com/category/student-centered-approach/</p>	<p>https://roomtodiscover.com/student-centered-classroom/</p>																															

KWL CHART

Can you complete this chart as we go through this session?



Topic-

K What I know	W What I want to know	L What I have learnt

21st Century Skills

How today's students can stay competitive
in a changing job market

Learning Skills



critical thinking



creativity



collaboration



communication

Literacy Skills



information



media



technology

Life Skills



flexibility



leadership



initiative



productivity



social skills

Can you give 1 example of how you might develop each of these skills in a primary school setting?

INTRODUCTION TO CHILD-CENTERED LEARNING LESSON PLAN

Sample Lesson Plan and Evaluation Template for Use in Classroom-based Modules		
CPD Lesson Plan	Date and Time:	
School:	Teacher:	
Observer (if any) and their role:		
Class Profile (grade, no of ss, age):		
CPD Focus:	Child-Centered Learning	
Lesson Topic:		
Main Learning Outcomes for Class:		
Activities and Materials	What the Students do	Time
Evaluation of the Lesson (After the Lesson). Please include: <ol style="list-style-type: none"> 1. What aspects of the class were child-centered? 2. How did the children respond? 3. How did the children benefit? 4. How would you improve this lesson if you taught it again? 		

CPD Module Task	School:
	Teacher:
Module Title and Focus:	An Introduction to Child-Centered Learning
Key Learning Takeaways (Bullet)	
Benefits (How can I use this learning to help my students?)	
Further Development (What else can I do to take this further?)	
Feedback. Suggestions for this module or other modules:	